


ual = london college
of fashion


B fashion
business
school

Hair ageing in Black women (age>59): impact on personal and social identity and subjective wellbeing

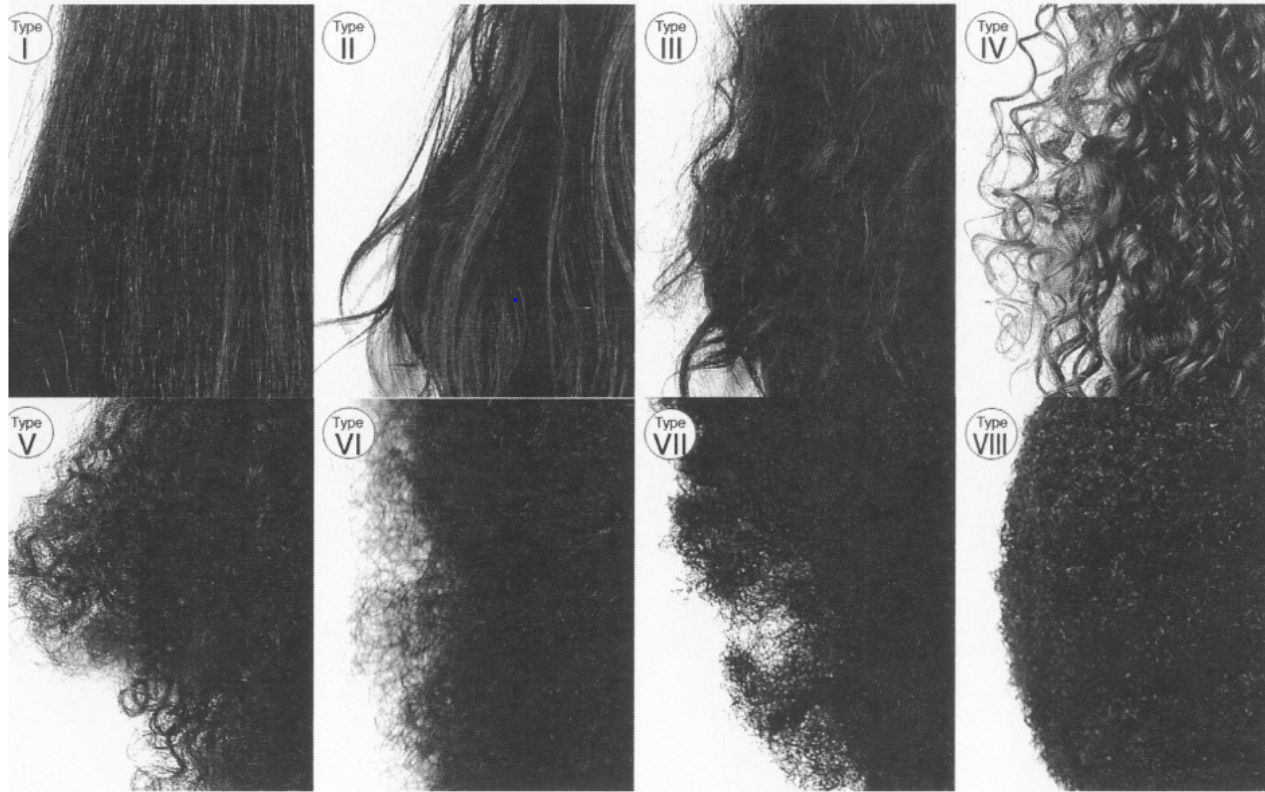
Gabriela Daniels; Young-Jin Hur; Ameerah Khadaroo; Caroline Searing; Dion Terrelonge; Hannah Zeilig University of the Arts London, United Kingdom| June 2023



Introduction



Introduction to textured hair

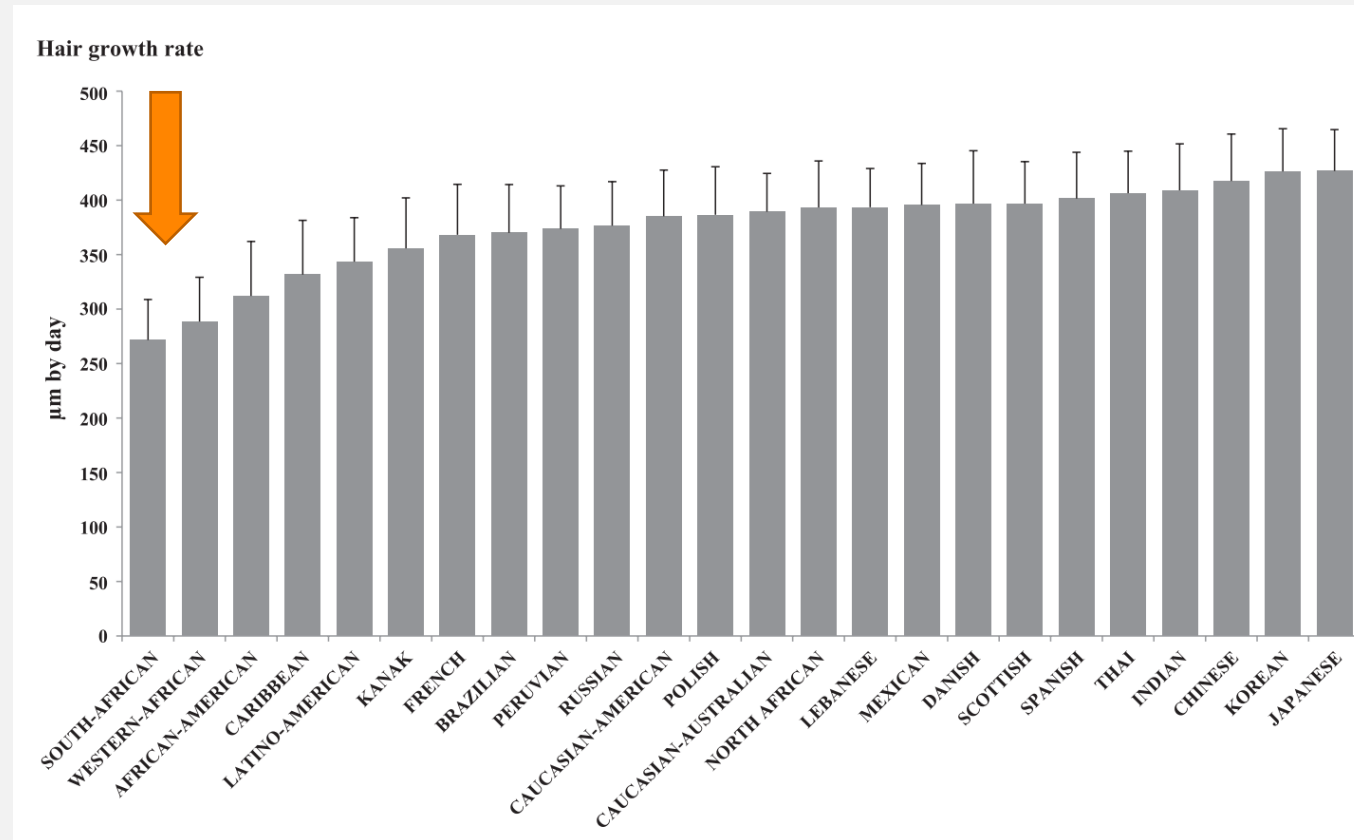


La Mettrie *et al* (2007)

- Due to the inherent fibre geometry, the fibres are misaligned
- The hair curl is due to a bilateral distribution cortical cells
- Partial alignment, referred to as curl definition, is often desirable
- Water cause fibres to contract and loose the alignment achieved via styling
- Hair fragility due to uneven distribution of torsional and bending forces across fibre's cross sectionally and longitudinally

Hair ageing


- Hair ageing: reduction/loss of melanin production, follicle miniaturisation, slowing hair growth
- High curl types have lower grey hair intensity that other hair types at the same age
- Daily growth rate of curly hair is lower than that of straight hair



Loussouarn *et al* (2016)

Hair as a personal and social attribute

- Hair is a subject of intensive studies in the fields of sociology; traditionally studies have focused on colour and length as signifiers of fertility, strength, even molarity
- Body ageing satisfaction studies specifically refer to hair being used as a compensatory mechanism for other manifestation of ageing, possibly because of its malleability



<https://www.youtube.com/watch?v=qbuB9Vr82S4>

<https://www.youtube.com/watch?v=gS4mFMrjhxo>




Hair and Black women's identity


- Subjected to unobtainable hair standards
- Legislation in some USA states has ruled that hair-based discrimination at work is classified as unlawful racial discrimination
- Studies report that social media/blogs/vlogs are instrumental for supporting black women in the quest to learn to manage and appreciate their hair



<https://www.vogue.co.uk/beauty/article/diana-ross-beauty-looks>



Study methods



Mixed methods approach

Survey

N=46
participants
Age=60-80

Self reported
curl types
6,7,8


Sampling
technique:
convenience
sampling

Interviews


N=10
participants
Age=59-67

Self reported
curl types
7,8

Sampling
technique:
snowballing



Results and conclusions



Hair practices over time

- ❑ **Some hair styles became less common with age**
- ❑ **Afrocentric styles such as braids, buns and other were common**

Hair styling frequency question, followed by a three point scale: 1=very frequent, 2=not frequently, 3=never

	Frequency score	SDev	p-value	N-Score
How often do you relax your hair? (currently)	2.85	0.69	<0.001	-4.966
How often did you relax your hair? (30 years ago)	1.91	0.69		
How often do you colour your hair? (currently)	2.22	0.84	1	0
How often did you colour your hair? (30 years ago)	2.46	0.72		
How often do you braid or weave your hair? (currently)	2.61	0.65	0.006	-2.734
How often did you braid or weave your hair? (30 years ago)	2.17	0.77		
How often do you use hair extensions? (currently)	2.65	0.71	0.008	-2.642
How often did you use hair extensions? (30 years ago)	2.35	0.79		
How often do you use a hair dresser for any of the above? (currently)	2.41	0.78	<0.001	-3.785
How often did you use a hair dresser for any of the above? (30 years ago)	1.85	0.73		

Correlates of hair satisfaction dimensions and positivity

Highlights

- ❑ Hair colour had weak correlations with hair positivity
- ❑ Hair length and texture had stronger correlation coefficients with hair positivity

	How satisfied are you with your current hair colour?	How satisfied are you with your current hair length?	How satisfied are you with your current hair texture?	How satisfied are you with your current hair appearance overall?
I feel positive about natural hair most of the time				
Pearson correlation, r	0.326*	0.602**	0.618**	0.612**
I feel attractive based on current hair style				
Pearson correlation, r	0.385*	0.643**	0.713**	0.788**
I feel confident in social situations based on current hair style				
Pearson correlation, r	0.261	0.624**	0.665**	0.808**
*p≤0.01, **p≤0.001, N=46				

Quality of life

QoL was not correlated to wearing hair in its natural form

BMJ Journals Subscribe Log In Basket

Journal of **Epidemiology & Community Health** Latest content

Home / Archive / Volume 65, Issue 3

Article Text

Research report

Which measure of quality of life performs best in older age? A comparison of the OPQOL, CASP-19 and WHOQOL-OLD 

[Ann Bowling](#)¹, [Paul Stenner](#)²

Correspondence to Professor Ann Bowling, Faculty of Health and Social Care Sciences, Kingston University & St George's, University of London, Cranmer Terrace, London, SW17 0RE, UK; a.bowling@sgul.kingston.ac.uk

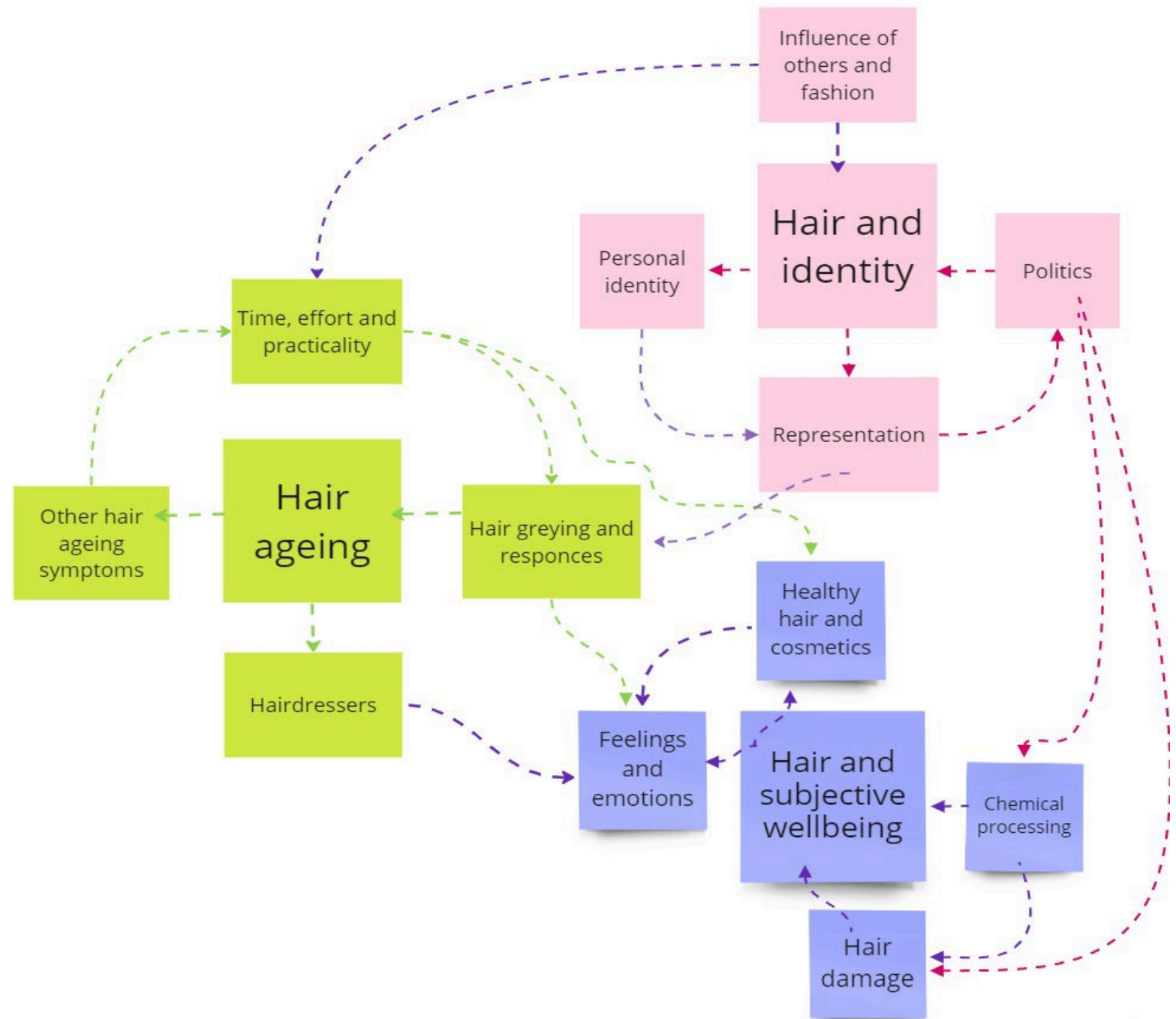
Article info

Citation Tools

<https://jech.bmj.com/content/65/3/273.short?rss=1>

Thematic analysis

Key themes and subthemes





Conclusions

- Managing hair greying is of high relevance and hair colouring remains common after age of 60
- Cultural identity assertion has led the women to choosing Afrocentric hair styles, however a shift to practicality is intertwined with the cultural and aesthetic values
- Wellbeing is expressed through education and control over choices, but not directly associated with “natural” hair styles

ual - london college
of fashion

B fashion
business
school

Gabriela Daniels
Dr Young-Jin Hur
Dr Ameerah Khadaroo
Caroline Searing
Dr Dion Terrelonge
Dr Hannah Zeilig

External advisors: Sandra Gittens, Grace Abamba